



St Paul's Way

Aspiration • Integrity • Community

PART OF UNIVERSITY SCHOOLS TRUST

Year 7

TRANSITION

WELCOME

BOOKLET

2023

Name:

# *Your Transition*

Moving from Primary to Secondary school is an exciting time, but we know it can be a bit scary too.

This booklet will help you get ready for this important transition by:

- Helping you get to know your new school a bit better
- Helping them get to know you better
- Giving you a sneak peak of some of the subjects you'll be studying
- Stretching your brain muscles, secondary style!

Let's get started!

*About your new school:*

# St Paul's Way Secondary School



We would like to welcome you  
to  
St Paul's Way Secondary School

# *About your new school*

## Useful information

### **Breakfast Club**

Breakfast club is open every morning from 8:00am in the main dining room and is free of charge for all students. Book your place through the Year Team.

### **Contacting the School**

Your first point of contact is with school office: [admin@spwt.net](mailto:admin@spwt.net) - **0207 987 1883**

The school receptionist may be able to help you with your enquiry or direct you to the most suitable person. The Student Achievement Coordinator is usually available or parents may make an appointment.

### **Co-curricular Activities**

There are numerous activities that take place throughout the school day - before school, during lunchtime and after school. Please see the next page for some examples.

# *About your new school*

Examples of clubs you could attend:

## **Music**

Ukulele  
Keyboard  
Choir  
Rock  
Musical  
Technology  
Rap  
Orchestra

## **Sport**

Football  
Basketball  
Tennis  
Badminton  
Dance  
Cricket  
Running  
Cycling

## **Academic**

History  
Science  
Drama  
Creative  
Writing  
Homework  
Library

## **Other**

Arts & Crafts  
Chess  
Board Games  
And more! ...

# About your new school

## More useful information

### **Lockers**

Lockers cost £10 to rent from Year 7 to Year 11. This cost is not refundable at any time, even at the end of your time in school. Lockers are not compulsory and many students choose to just carry their equipment and bag from lesson to lesson. If you would like a locker, you have to sign a locker protocol - this is an agreement that you will use the locker sensibly.

### **Lost Property**

Lost property will be handed in at the Key Stage Three office which is open before school, during break and lunchtime and after school.

### **Lunch**

We operate a cashless catering system. You will be given a lunch card which you can use to buy lunch and a snack at break time. Parents and carers have to use an app called 'SIMS Parents app' to top up your lunch money online. Those students who are eligible for a free school dinner will have their lunch card automatically topped up for them, but this doesn't include any snacks.

### **Parents' Forum**

All parents are invited to join our Parents' Forum. We have a regular Parents' Tea and Coffee Mornings and Parent Drop-in sessions. Should you require further information kindly contact Mr Masud Rana, our parents' liaison.

# *About your new school*

## **Independent Learning and Student Planners**

All students are given a planner at the start of each academic year; this must be kept up to date and well organised. Parents should check and sign the planner each week. Students will be set homework regularly, which must be recorded in planners. Included at the front of the planner is essential information about the school day and rules to which parents and students can refer if they are unsure of anything.



# About your new school

## Your daily timetable & daily routine quiz!

08:30	Arrive at school
08:52-09:00	Line up
09:00-09:50	Lesson 1
09:50-10:35	Lesson 2
10.35-10:58	BREAK
10.58 -11.00	Line up
11:00-11:50	Lesson 3
11:50-12:40	Lesson 4
12:40-13:05	Tutor time
13:05- 13:40	Lunch time
13.40 -13.42	Line up
13:42-14:40	Lesson 5
14:40-15:25	Lesson 6




1. What time is morning line up? \_\_\_\_\_
2. What time should I arrive at school? \_\_\_\_\_
3. How long will my journey to school take?  
\_\_\_\_\_
4. What time do I need to leave home? \_\_\_\_\_
5. How long will I take to get ready? \_\_\_\_\_
6. What time shall I get up?  
\_\_\_\_\_

7. What time is morning break?  
\_\_\_\_\_

8. What time is lunch?  
\_\_\_\_\_

9. What time does school finish?  
\_\_\_\_\_



# About your new school

## Planning your journey

Starting secondary school requires you to take on more responsibility; not just getting to lessons on time but also getting to school in the morning.

Secondary schools can often be further from your home, so it's good to plan how you will get to school on time.

Will you be dropped off by your parents? Will you get public transport? Or will you walk or cycle?

When walking to school, try to find at least one other neighbouring pupil who is going to the same school so that you have a travelling companion.

Do a practice trip to school – particularly if you are catching a bus – so it's not brand new to you on day one.



# About your new school



## Planning your journey



When you start a new school, your morning routine and journey to school will change.

It is useful to prepare for this and think about what you will do each morning.



- What time will you need to wake up? \_\_\_\_\_
- Breakfast at home or school? \_\_\_\_\_
- What time will you leave your house? \_\_\_\_\_
- Will you walk or catch the bus/train? \_\_\_\_\_

If you will walk:

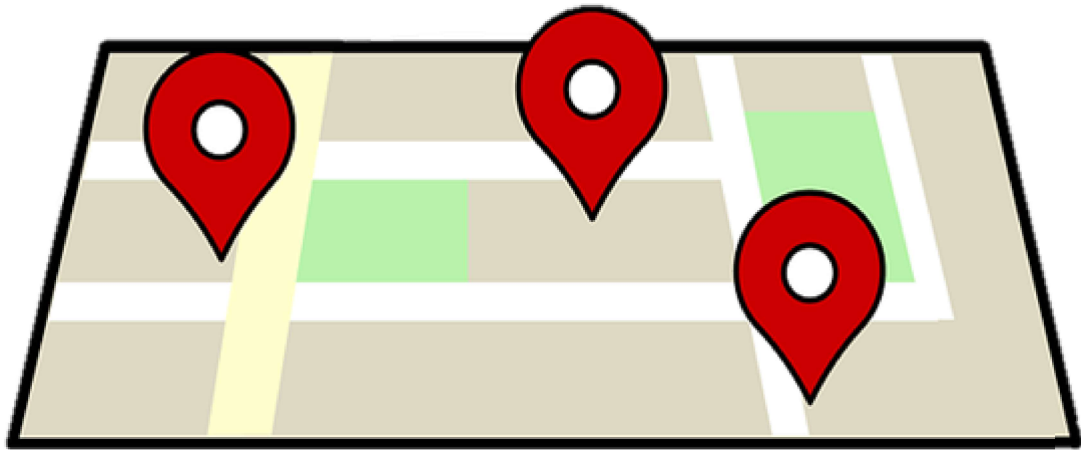
- How long will it take you to walk to school? \_\_\_\_\_
- Will you be meeting friends? \_\_\_\_\_
- What time will you arrive at school? \_\_\_\_\_

If you will catch the bus/train:

- What time is your bus/train? \_\_\_\_\_
- How long will it take you to walk to the bus stop or train station? \_\_\_\_\_
- What bus number/train will you catch? \_\_\_\_\_
- How long is the journey? \_\_\_\_\_
- What time will you arrive at school? \_\_\_\_\_

# About your new school

## Planning your journey



1. What means of transport will you use?

Bus  
or

DLR

Walk



C

2. How long will it take to get to school?

\_\_\_\_\_

3. School starts at 08:30 am, what time do you need to leave home? \_\_\_\_\_  
Why?

\_\_\_\_\_

Remember to plan for any delays that may happen on your way to school when planning your journey.

**<https://tfl.gov.uk/plan-a-journey/>**

# *Top Tips: Preparing for the Day*

You will have to prepare yourself for school each day.

These are some of the things you might need to do or think about the night before.

- Look at your timetable each night to see what books and equipment you may need.
- Make sure you have your pencil case with pens, pencils, ruler and rubber.
- Have you completed homework that needs to be handed in?
- Do you need your PE kit?
- Packed lunch?
- Bus Pass?
- Check your uniform and lanyard.
- Pack your bag the night before!

# About your new school

## Equipment

In secondary school, you will need to bring your own equipment from home. You are responsible for all of your equipment and making sure you have it with you at all times. This might include equipment that you didn't use in primary school.

### **1. Pencil Case:**

- a. Pens (black biro or ink pen & green biro)
- b. Pencils
- c. Highlighter
- d. Ruler
- e. Scientific calculator

### **2. Planner**

### **3. Reading Book**

### **4. Still water in a clear bottle.**




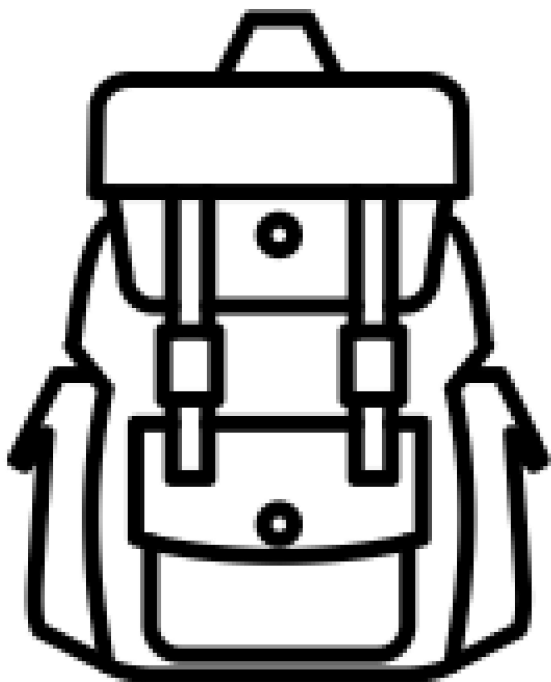
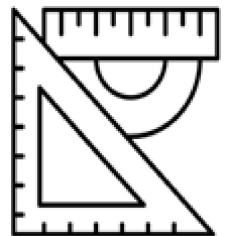


### **5. No fizzy drinks, sweets or chewing gum**

# About your new school

## Equipment



At secondary school, you will be moving around to different classrooms for different lessons. You could be in 7 classrooms in one day. This means that you need to bring all the equipment you will require with you for the day. Below are some items you will need to bring - can you identify them and add anything else?



# About your new school

## School Scenario 1

### **Can you figure out what you would do in these school scenarios?**

Lottie has woken up on a Thursday morning; she has started getting ready for school.

During the day she needs to post her grandma's birthday card, empty the dishwasher, buy some milk and walk the dog.

These all need to be finished by the end of the day!

What do you think Lottie needs to do to make her more organised today?

List 3 things Lottie can do



1. \_\_\_\_\_
2. \_\_\_\_\_
3. \_\_\_\_\_



# About your new school

## School Scenario 2

### Can you figure out what you would do in these school scenarios?

Now she's home, Lottie needs to pack her bag for the next day. She has PE, English, Music and Science.

It looks like quite a lot to sort out and she's feeling really tired! But she knows she needs to do it now rather than in the morning.

There is a bag on your table with some items around it. What will you need to pack?

Use an arrow to show which items should go in the bag.



# Uniform



Here at SPWT we expect our graduates to present themselves in a way that reflects the academic culture of the school. As part of our Home-School Agreement, we expect all students to dress according to our school uniform.

For 'Health & Safety' reasons we do not allow piercings or excessive jewellery.

For colder weather all students will need to wear a **dark coat** for school.

## Boys' Uniform

- Grey Blazer with pink trim\*
- Grey V-neck jumper, sleeveless jumper, with pink trim\*
- White shirt
- Grey and pink tie\*
- Grey trousers
- Plain black shoes (not trainers or plimsolls)

## Girls' Uniform

- Grey blazer with pink trim\*
- Grey V-neck jumper, sleeveless jumper, cardigan with pink trim\*
- White shirt
- Grey and pink tie\*
- Grey trousers or skirt
- Grey salwar kameez
- Light grey headscarf
- Plain black shoes (not trainers or plimsolls)

# PE Kit



---

## Boys and Girls PE Kit

- Silver grey and black jersey or polo shirt\*
  - Silver grey and black shorts\*
  - Black tracksuit bottoms\*
  - Silver grey and black football socks with a pink trim\*
  - Grey and black waterproof out door jacket\*
  - Black trainers
-

# Uniform

## **Uniform**

All students are required to wear the full school uniform which can be purchased from Khalsa Schoolwear, 388-390 Bethnal Green Road, London E2 0AH. In addition to this, when the weather is cold, students should wear a warm, dark coloured (black or blue) coat. It is not appropriate to wear either brightly coloured outdoor clothing or hoodies. A dark coloured bag that can hold A4 sized books is needed.

## **Marking of Clothes**

Please ensure that **every item** of your uniform is clearly marked with your name.

## **Valuables**

Valuables should be left at home. Jewellery is not allowed except a plain stud for pierced ears, one per ear lobe.

# KHALSA

SCHOOLWEAR

## ST PAUL'S WAY TRUST SCHOOL

### SHOP ONLINE

[www.khalsaschoolwear.co.uk](http://www.khalsaschoolwear.co.uk)

QUICK DELIVERY • CLICK & COLLECT • EXTENDED PAYMENT OPTIONS

**CLICK  
ANYWHERE**

TO BE TAKEN TO  
YOUR UNIFORM  
ONLINE



### SHOP IN-STORE

388-390 Bethnal Green Rd, London, E2 0AH (Opposite Tesco)

Our high street store will be open in accordance with Government advice and therefore in-store service may be reduced. We encourage parents to visit our online store but if necessary, to visit us in-store **EARLY** in the summer to avoid the back-to-school rush.

#### UNIFORM

##### BLAZER (w/logo)

29" - 30"	£41.00
31" - 36"	£43.00
37" - 42"	£45.00
44" - 46"	£47.00
48" - 50"	£49.00

##### TIE

One Size	£ 5.15
----------	--------

##### JUMPERS/TANK TOP (with woven stripe)

28"	£19.00
30"	£21.00
32" - 34"	£22.00
36"	£24.00
38"	£25.00
40"	£27.00

##### CARDIGAN (with woven stripe)

28"	£19.50
30"	£21.50
32" - 34"	£22.50
36"	£24.50
38"	£25.50
40"	£27.50

##### 2 SHIRTS/2 BLOUSES (Twin Pack)

From	£13.90
------	--------

##### BOYS TROUSERS

From	£14.90
------	--------

##### GIRLS TROUSERS

From	£18.50
------	--------

##### SKIRTS (Various Styles)

From	£13.00
------	--------

#### UNIFORM

##### SHALWAR KAMEEZ

**(MADE TO ORDER ONLY):** Orders must be received by 31st July 2021

All Sizes	£33.00
-----------	--------

##### SCHOOL SOCKS (Pack of 5)

From	£ 7.70
------	--------

##### SCHOOL SHOES (Various Styles)

From	£20.00
------	--------

##### SCHOOL BAGS (Extensive Range)

From	£12.00
------	--------

##### PADDED WATERPROOF COAT

From	£40.00
------	--------

#### P.E. KIT

##### P.E. POLO SHIRT (w/logo)

XXS - XS	£20.50
S - XL	£22.50

##### TECHNICAL TRAINING TOP (w/logo)

Up to 32/33"	£21.50
34/36" - 50/52"	£25.60

##### P.E. SHORTS (School Specific)

XXS - XS	£14.35
S - XL	£16.40

##### FOOTBALL SOCKS (School Specific)

12.5/3.5 - 4/7	£ 7.70
7/11 - 11/13	£8.70

##### TRAINING PANTS


From	£14.50
------	--------

All prices are correct at time of print but may be subject to change thereafter (June 2021)

# About your new school

## Looking Smart at Secondary School

Draw and label the school uniform you will wear onto the Lego figure



Why is wearing the correct school uniform important?

---

---

---

---

---

---

---

---

# *Top Tips: Asking for Help*

As a new student, here are some tips which we hope will make school life easier and less daunting for you.

Starting at a new school is an exciting adventure but it can also be quite scary. Remember that you are not alone and that your classmates may be feeling the same as you.

- Friends can help in lots of ways and you can learn about your new school together.
- Teachers will be happy to help you. Remember to ask if you don't understand something, if you are lost or unsure of something.
- Your family will also want to help you and it is important that you tell the adults who look after you about any thoughts or concerns you may have.
- Remember, your new school will only feel strange and unfamiliar for a while. You will soon learn your way around and get to know your teachers and classmates.

# *Learning to Use the School Map*

On the next page is a map of the school.

Can you use the map to answer these questions?

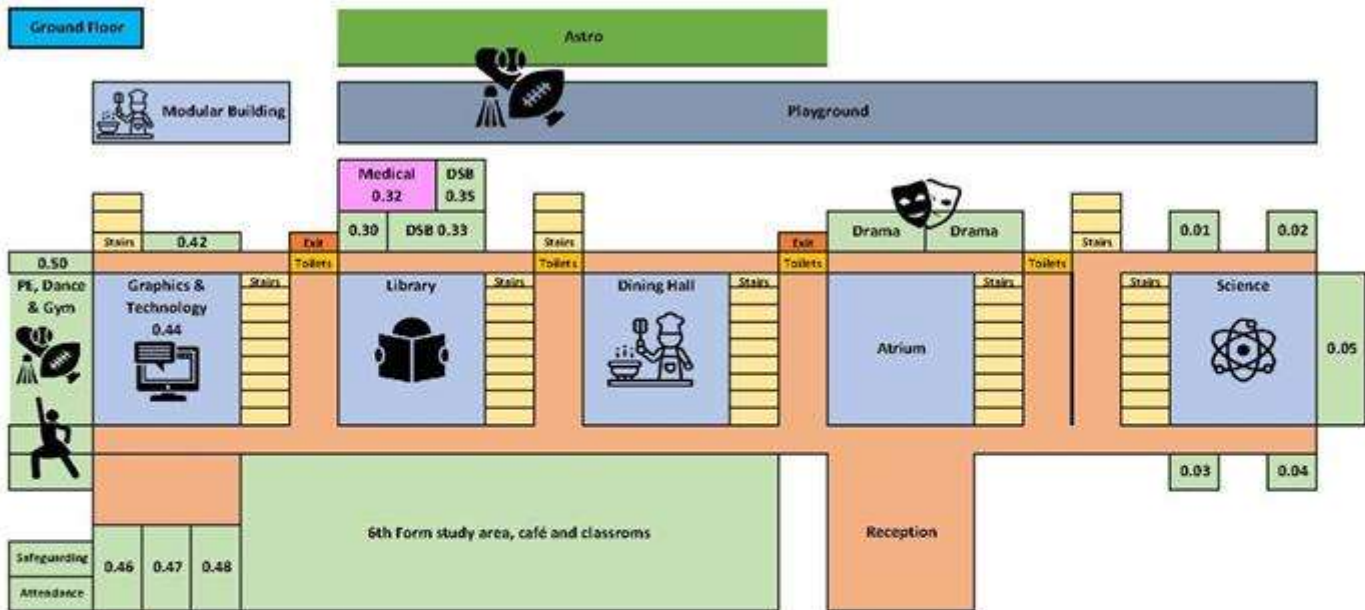


1. How many floors are there in the school? \_\_\_\_\_
2. Where are the Art rooms? \_\_\_\_\_
3. Where is the theatre? \_\_\_\_\_
4. The theatre has a special name. What is the name of the theatre? \_\_\_\_\_
5. Where is the Music department? \_\_\_\_\_

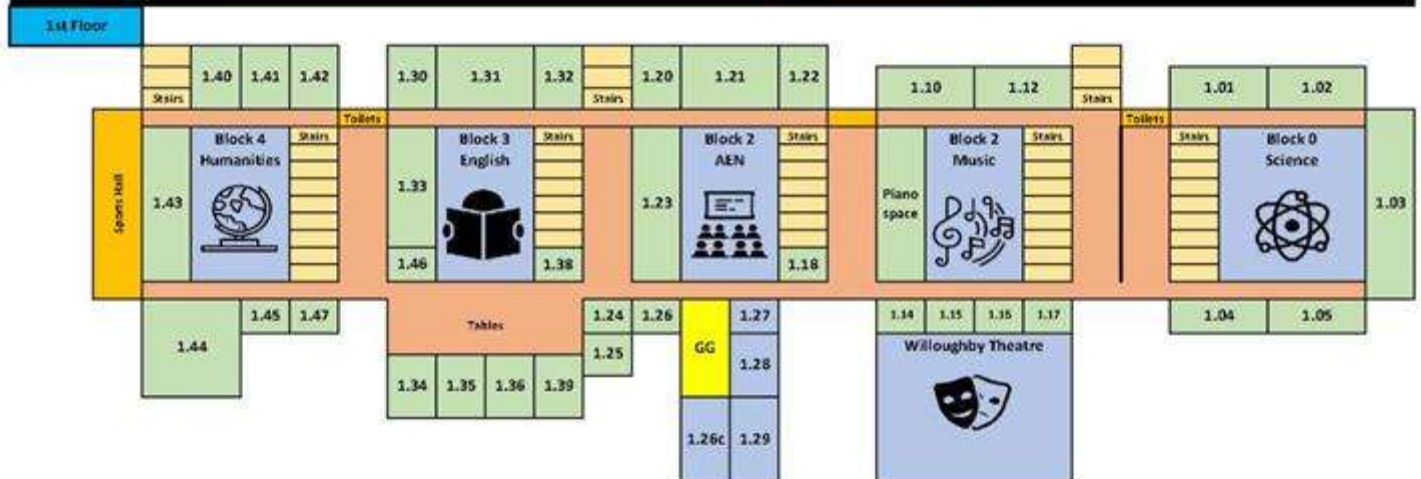
We will help you find your way around by:

- Giving you a tour when you come to visit
- Showing you around in September
- Teachers collecting you from the playground at line up for your lessons

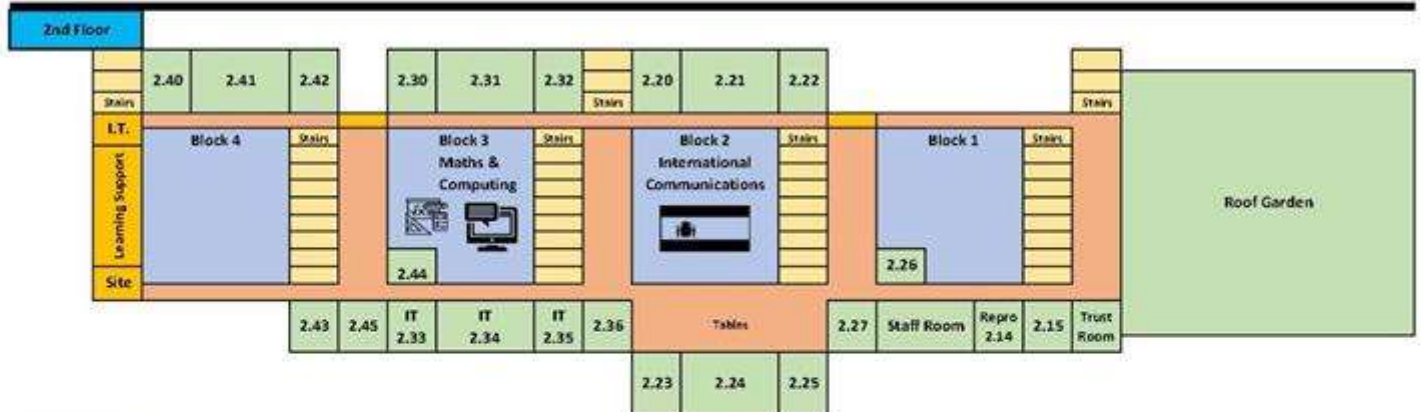
## Ground Floor



## 1st Floor



## 2nd Floor



## 3rd Floor



# All about YOU



Draw a self portrait here...

Name:

---

Birthday:

---

My Primary School:

---

---

Favourite colour: 

---

Favourite animal: 

---

If I could have a superpower, I'd...

---

Best place I've ever been to: 

---

Dream country to visit: 

---

My dream job is: 

---

If I could go back in time, I'd go to: 

---

# My primary school experience

Draw a picture of your favourite place or memory from Primary School...



My favourite Primary School memory: \_\_\_\_\_

\_\_\_\_\_

My favourite Primary School trip: \_\_\_\_\_

\_\_\_\_\_

Favourite school subject(s): \_\_\_\_\_

My strengths (something I feel confident in): \_\_\_\_\_

\_\_\_\_\_

Something I want to work on: \_\_\_\_\_

\_\_\_\_\_

My dream job is: \_\_\_\_\_

Something I want to know more about: \_\_\_\_\_

\_\_\_\_\_

# Moving to my new school



- List four things you are most excited about moving to your new school

- 1.
- 2.
- 3.
- 4.

- List four things you are a little nervous about

- 1.
- 2.
- 3.
- 4.

- List four things you would like to know about your new school

- 1.
- 2.
- 3.
- 4.

- List four things that will help you moving to your new school

- 1.
- 2.
- 3.
- 4.

- List four differences between primary school and secondary school

- 1.
- 2.
- 3.
- 4.



In secondary school, you have the opportunity to learn so much. You will improve on skills you practised at primary school and learn so many new skills as well.

What are your main goals for secondary school? These might change during your time here!



1. \_\_\_\_\_  
\_\_\_\_\_

2. \_\_\_\_\_  
\_\_\_\_\_

3. \_\_\_\_\_  
\_\_\_\_\_

4. \_\_\_\_\_  
\_\_\_\_\_

5. \_\_\_\_\_  
\_\_\_\_\_

Some ideas: *Be in a school play or production, Speak another language, Represent your school in a competition, Learn to play a musical instrument, Volunteer in the local community, Travel to another country, Play for a school team, Learn to survive in the wild, Take care of the school garden, Cook a new meal from scratch, Read new books, Raise money for charity, Become Head Boy or Girl, Learn to read a map, Join an after school club, Learn to dance, Use computers to create your own website, Learn First Aid, Make new friends from other schools.*

# Reading



# Reading

Just like in primary school, reading is one of the most important things you can do for your learning. Did you know that reading a high-quality book for just 30 minutes a day can improve your learning?

Here's how to get the most out of your daily reading:

1. Take time to choose a book you are going to enjoy
  - This is the most important thing! Reading a book you love will inspire you in so many ways – you might even read for longer than 30 minutes! Think about what sort of books and stories you enjoy. Are they adventure stories? Funny stories? You choose! Ask a friend, teacher or family member for a book recommendation!
2. Read for at least 30 minutes a day every day
  - The more you read, the more you'll learn!
3. Look up words or phrases you don't understand
  - Talk to a parent or teacher about them – you can even write them down to help you remember them
4. Talk about what you've read (once or twice a week)
  - You can talk to a sibling, parent, friend or teacher
  - Or you can write about what you've read!



# Reading

In Year 7, we want to help everyone find books that they love – and we need your help!

We want to make a collection of book reviews and book recommendations from our amazing new Year 7s to help everyone when they're searching for their next book to get lost in.

So, calling all new Year 7 readers:

- What have you read recently that you liked?
- What book would you recommend a friend?
- What books do you love?

## Your tasks







1. Write one book review (you can write more if you like!)
2. Write 4 book recommendations



# Register Read Rally

You will have the opportunity to read a number of books with your Form class three times per week. We call this Tutor Time reading programme 'Register Read Rally' at SPWT.

These books have been chosen as books you should read before the age of 16. Here are some of the books you will read during your time at SPWT :





# The Library



Your new school library has an amazing collection of over 9,500 books. There is fantastic fantasy, awesome action and adventure, cool classics, hilarious humour, magnificent manga, super sci-fi, and much more for you to explore. There is also a huge range of non-fiction books so get lost in space, learn to draw manga, solve an equation, become a sports hero, and save your planet! Books are full of endless opportunities.



Your dedicated librarians, Ms Farley and Ms Sandra, are always here to help you.



Your library system: **AccessIt**

AccessIt is where you can find all the books in the library online. Search the catalogue to find your next book, write a review, make a reservation plus lots more!

What you can do next:

1. Visit the library and explore the shelves
2. Borrow a book and have an adventure
3. Ask Ms Farley or Ms Sandra for a recommendation if you're stuck
3. Login to AccessIt and write a book review
4. Look out for exciting library competitions coming soon






## 2. When can you come to the library?

### 3. How long can you borrow a book for?

#### 4. What is the library system called?

5. Where are the fiction books and where are the non-fiction books in the library? Label the bookshelves below



# Reading – book review



Draw a book cover, or a scene or setting from the book

Star rating:



Title: \_\_\_\_\_

Author: \_\_\_\_\_

Genre: *tick as many as you think apply*

- |                                      |                                     |                                     |
|--------------------------------------|-------------------------------------|-------------------------------------|
| <input type="checkbox"/> fiction     | <input type="checkbox"/> scary      | <input type="checkbox"/> animals    |
| <input type="checkbox"/> non-fiction | <input type="checkbox"/> fairy tale | <input type="checkbox"/> biography  |
| <input type="checkbox"/> fantasy     | <input type="checkbox"/> adventure  | <input type="checkbox"/> historical |
| <input type="checkbox"/> humour      | <input type="checkbox"/> sports     | <input type="checkbox"/> mystery    |
| <input type="checkbox"/> other _____ |                                     |                                     |

Plot summary:

---

---

---

---

---

What did you think of the book? Why?

---

---

---

# Reading – book recommendations



Title: \_\_\_\_\_

Author: \_\_\_\_\_

Genre: \_\_\_\_\_

Star rating: ★ ★ ★ ★ ★

Brief summary: \_\_\_\_\_

\_\_\_\_\_

Why do you recommend this book?

\_\_\_\_\_

Title: \_\_\_\_\_

Author: \_\_\_\_\_

Genre: \_\_\_\_\_

Star rating: ★ ★ ★ ★ ★

Brief summary: \_\_\_\_\_

\_\_\_\_\_

Why do you recommend this book?

\_\_\_\_\_

# Reading – book recommendations



Title: \_\_\_\_\_

Author: \_\_\_\_\_

Genre: \_\_\_\_\_

Star rating: ★ ★ ★ ★ ★

Brief summary: \_\_\_\_\_

\_\_\_\_\_

Why do you recommend this book?

\_\_\_\_\_

Title: \_\_\_\_\_

Author: \_\_\_\_\_

Genre: \_\_\_\_\_

Star rating: ★ ★ ★ ★ ★

Brief summary: \_\_\_\_\_

\_\_\_\_\_

Why do you recommend this book?

\_\_\_\_\_

# Keep on reading!

And talking about Reading! Here are some questions you can use at home to help you think more about what you've read!

## Remember

When and where did the story take place?  
Who are the main characters?  
What does the main character look like?  
How does the book begin?  
Where in the book would you find...?

## Understand

What is the book about?  
From whose point of view is the story told?  
What is happening?  
What might this mean?  
Which part do you like best? Why?

## Apply

Can you think of another story with a similar theme?  
Can you think of another story character similar to a character in this book?  
Have you had any similar experiences?  
Which stories have openings like this?  
Can you think of another author who writes in a similar style?

## Analyse

How has the author used description to show how this character is feeling?  
How does the layout help...?  
Can you explain why...?  
Why did the author choose these words?  
What evidence can you use to support your view?

## Create

Which text/story is better? Why?  
Which parts of the text could be improved?  
Which text is more persuasive? Why?  
Did it have an effective ending?  
Who would you recommend this to?

## Evaluate

Using the evidence in the text, what do you think about...?  
If you were the main character, how would you have reacted to this?  
What would this character think?  
Are there any other reasons why this might have happened?  
Have the views in this text affected your opinion? Why? How?



# Keep on reading!

Here's a reading game you can play at home with dice!

1. Choose a chapter book at home to read with someone
2. Read two pages together
3. Take turns to roll the dice and answer the question
4. Read the next two pages and roll again!

## Summary

Retell 6 events or facts from the 2 pages you have just read.



Roll a One

## Questions

Write down 3 questions or statements beginning with 'I wonder...'



Roll a Two

## Imagine

Describe what you think you would see, hear, smell and feel in this part of the book.



Roll a Three

## Read Between the Lines

What do you think will happen next? Use this formula to record your thoughts...

Text clue + Background knowledge = What I think will happen



Roll a Four

## Key Facts

Choose 2 key facts from what you have read. Make sure you record why you think they are important.



Roll a Five

## Tricky Words

Find 5 words that you are not sure how to say or what they mean. If you knew all the words, find 5 that others might find tricky.



Roll a Six



**St Paul's Way**  
Aspiration • Integrity • Community  
PART OF UNIVERSITY SCHOOLS TRUST

*Looking forward to seeing  
you in September*